



Delta

Aero-design Air Curtain for visible horizontal installation

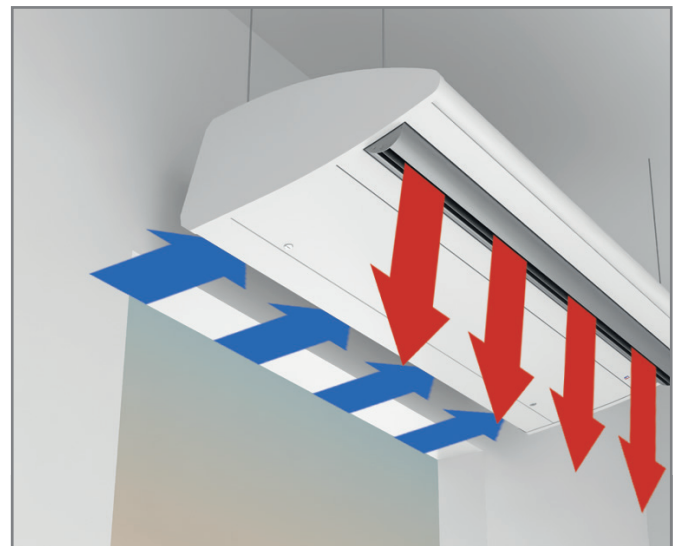
The horizontal DELTA Air Curtain combine the technology of the Teddington E-Series with a high-quality, elegant casing in an aero design. The gently curved contours of the airfoil-shaped housing provide an elegant and modern accent at all locations. The air intake is located directly above the door.

Application

The DELTA Air Curtain is the elegant, classic solution for effective separation of indoor and outdoor air. With its rear intake, it can be installed either directly above the door or up to the maximum recommended installation height.

Teddington works

Crucial for the successful shielding of doors and gates is the interplay between air discharge speed and air volume. The CONVERGO® pressure chamber nozzle system developed and patented by Teddington has been optimized for this purpose and ensures maximum shielding across the entire door.



Delta

Horizontal visible installation,
air intake at the rear.



VARIOUS OPTIONS

Heating modes



The Teddington DELTA is available as an ambient unit without heating and can be heated in the versions LTHW (water) or electric.

Installation types



The DELTA Air Curtain is installed exclusively in ADW (external rotating air roll) installation. The air intake is directly above the door.

3 power levels



The Teddington DELTA is available in three power levels. This means that your Air Curtain is configured precisely for the respective requirement in order to guarantee optimum shielding and the lowest possible energy consumption.

Air Discharge range up to 4.4 m



Our powerful and fast-starting DELTA fans, in conjunction with our patented CONVERGO® pressure chamber nozzle system allow a maximum installation height of up to 4.4 metres.

AC or EC fans



A distinction is made between two fan technologies: AC and EC. Teddington is one of the few Air Curtain manufacturers to offer both technologies. This allows us to respond flexibly to project requirements and offer the optimal unit.

AC: The fast-starting AC fans are particularly suitable for doors and gates that open and close quickly or are only open for a short time.

EC: The energy-saving and infinitely variable EC fans are particularly suitable for doors and gates that are open for long periods (e.g. open glass front of a shop).

TCX - Our most innovative control system


With the TCX controller generation, you can now control your Teddington Air Curtain system even more easily and clearly. Just a few steps are all it takes for reliable configuration according to your requirements. Whether for a single Air Curtain system or a complex system grouping. TCX – the perfect controller for your Air Curtain system.






TECHNICAL DATA

	Power level	Delta 1					Delta 2					Delta 3				
	Length of the unit (cm)	100	150	200	250	300	100	150	200	250	300	100	150	200	250	300
Technical data of fans (230 V)																
AC technology																
Output	[kW]	0.37	0.69	0.92	1.15	1.38	0.46	0.92	1.15	1.38	1.61	0.86	1.12	1.69	2.25	2.81
Power consumption	[A]	1.70	2.55	3.40	4.25	5.10	1.70	3.40	4.25	5.10	5.95	3.76	4.88	7.33	9.77	12.21
EC technology																
Output	[kW]	0.34	0.51	0.68	0.85	1.01	0.34	0.68	0.85	1.01	1.18	0.50	1.00	1.50	2.00	2.50
Power consumption	[A]	2.70	4.05	5.40	6.75	8.10	2.70	5.40	6.75	8.10	9.45	2.20	4.40	6.60	8.80	11.00

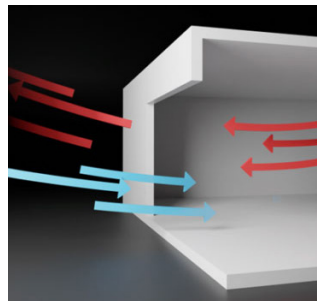
	Power level	Delta 1					Delta 2					Delta 3				
	Length of the unit (cm)	100	150	200	250	300	100	150	200	250	300	100	150	200	250	300
Technical data of LTHW heater battery																
Pipe connections																
Flow / Return flow	[inch]	3/4	3/4	3/4	3/4	3/4	3/4	3/4	3/4	3/4	3/4	3/4	3/4	3/4	3/4	3/4
LTHW 70/50 at an air intake temperature of 10°C and air discharge temperature of 32°C																
Heat output	[kW]	11.3	18.5	24.5	30.6	37.4	12.2	23.0	29.0	35.2	39.9	20.2	31.6	50.0	65.9	83.4
Flow rate	[m³/h]	0.50	0.80	1.10	1.30	1.60	0.50	1.00	1.30	1.50	1.70	0.90	1.40	2.20	2.90	3.60
Water resistance	[kPa]	1.88	2.20	3.20	4.13	7.14	2.16	3.24	4.31	5.28	7.98	3.02	3.70	4.45	4.50	5.40
LTHW 70/50 at an air intake temperature of 5°C and air discharge temperature of 32°C																
Heat output	[kW]	14.1	22.0	29.7	37.0	44.3	14.6	28.6	35.3	42.9	48.7	25.2	40.4	59.9	78.7	99.7
Flow rate	[m³/h]	0.60	1.00	1.30	1.60	1.90	0.60	1.20	1.50	1.90	2.10	1.10	1.80	2.60	3.40	4.40
Water resistance	[kPa]	2.75	2.99	4.50	5.76	9.60	2.90	4.75	6.08	7.47	11.34	4.50	5.80	6.08	6.15	7.30
LTHW 50/35 at an air intake temperature of 10°C and max. air discharge temperature																
Heat output	[kW]	36.6	27.1	28.2	28.8	29.5	36.0	25.8	27.2	28.1	28.9	32.5	32.9	33.2	33.1	33.0
Air discharge temperature	[°C]	13.6	13.9	19.8	25.5	31.8	14.2	16.3	22.2	27.9	34.0	20.6	33.4	51.2	67.5	85.9
Flow rate	[m³/h]	0.60	0.80	1.10	1.50	1.80	0.60	0.90	1.30	1.60	2.00	1.20	1.90	3.00	3.90	5.00
Water resistance	[kPa]	2.59	2.37	3.87	5.30	9.84	2.80	3.13	4.75	6.18	10.68	5.50	7.30	8.18	8.30	9.90

Ask our experts for data on your individual media temperatures.

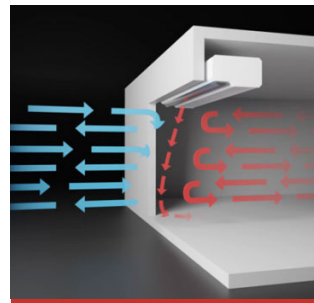
	Power level	Delta 1					Delta 2					Delta 3				
	Length of the unit (cm)	100	150	200	250	300	100	150	200	250	300	100	150	200	250	300
Technical data electrical heater battery																
Electrical heater battery (three-stage, 400 V, 3 Ph, 50 Hz)																
Level 1	[kW]	3.0	4.5	6.0	6.0	9.0	3.0	6.0	6.0	12.0	12.0	6.0	9.0	12.0	12.0	12.0
Level 2	[kW]	6.0	9.0	12.0	18.0	18.0	9.0	12.0	18.0	18.0	24.0	12.0	18.0	24.0	24.0	24.0
Level 3	[kW]	9.0	13.5	18.0	24.0	27.0	12.0	18.0	24.0	30.0	36.0	18.0	27.0	36.0	36.0	36.0
Max dt.	[K]	17	15	16	17	16	21	17	18	18	19	19	18	16	12	10



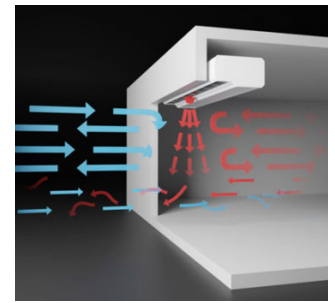
**Example:
Comparison
of energy
consumption**



**Door without
Air Curtain system**



**Door with
Teddington
Air Curtain system**



**Door with
conventional
Air Curtain system**

Energy consumption winter*: ~ 41.100 kWh

Energy consumption summer**: ~ 18.300 kWh

~ 16.800 kWh

~ 4.800 kWh

~ 23.400 kWh

~ 6.900 kWh

Energy savings with Teddington Air Curtain system compared to a door without Air Curtain system

Savings	Door without Air Curtain system	Door with Teddington Air Curtain system
Energy consumption winter*: 59%	~ 41.100 kWh	~ 16.800 kWh
Energy consumption summer**: 74%	~ 18.300 kWh	~ 4.800 kWh

Energy savings with Teddington Air Curtain system compared to a door with conventional Air Curtain system

Savings	Door with conventional Air Curtain system	Door with Teddington Air Curtain system
Energy consumption winter*: 28%	~ 23.400 kWh	~ 16.800 kWh
Energy consumption summer**: 30%	~ 6.900 kWh	~ 4.800 kWh

* heated inside

** cooled down inside

Assumptions on which the calculation is based:

- Door dimensions 2.5 x 2.5 m, installation height 2.5 m, door opening time 3 h per day.
- The system is in operation for 4 months in summer at a temperature difference (inside/outside) of 10 K.
- The system is in operation for 6 months in winter at a temperature difference (inside/outside) of 15 K.
- The system is out of operation for 2 months as the temperature difference between inside and outside is equalised.
- During operation in winter, a heat exchanger is used in the Air Curtain unit to heat the discharged air.



COLOUR CHOICE

Individual colour for your design Air Curtain

Teddington Air Curtain systems are powder-coated to a high quality. Talk to us about your desired colour.



Teddington Luftschleieranlagen GmbH
Industriepark Nord 42 • D-53567 Buchholz (Mendt)
Tel. +49 (2683) 9694-0 • info@teddington.de
www.teddington.de