

## A-Series Z

### Compact Air Curtain for suspended ceiling installation


The A-Series is Teddington's compact Air Curtain model with CORRIGO® air discharge system. The narrow housing dimensions and simple installation ensure that the Air Curtains can be quickly installed above the door. Compared to conventional Air Curtain systems, they also achieve significantly higher energy efficiency and noticeably improve comfort in the entrance area.

#### Application

The horizontal Air Curtain in housing type Z is the perfect solution if the device is not to be visible in the entrance area. Only the air intake and air discharge openings are visible on the suspended ceiling.

#### Teddington works

As an Air Curtain specialist, Teddington has developed CORRIGO®, an air discharge system that enables optimum adaptation to the given entrance situation. Teddington Air Curtains with the CORRIGO® air discharge system achieve noticeably better room comfort and significantly better screening compared to conventional lamella units.



#### Housing type Z

Suspended ceiling installation, air intake from below, only air intake and air discharge opening visible.



## VARIOUS OPTIONS

### Heating modes



The Teddington A-Series is available as an ambient unit without heating and can be heated in the versions LTHW (water) and electric.

### 3 power levels



The Teddington A-Series Z is available in three power levels. This means that your Air Curtain is configured precisely for the respective requirement in order to guarantee optimum shielding and the lowest possible energy consumption.

### Air Discharge range up to 3.0 m



Our powerful and fast-starting A-Series fans, in conjunction with our CORRIGO® air discharge system allow a maximum installation height of up to 3.0 metres.

### AC or EC fans



A distinction is made between two fan technologies: AC and EC. Teddington is one of the few Air Curtain manufacturers to offer both technologies. This allows us to respond flexibly to project requirements and offer the optimal unit.

**AC:** The fast-starting AC fans are particularly suitable for doors and gates that open and close quickly or are only open for a short time.

**EC:** The energy-saving and infinitely variable EC fans are particularly suitable for doors and gates that are open for long periods (e.g. open glass front of a shop).

## TSC 3-E / TSC 5 controller— Intuitive and user-friendly

With their 3- or 5-stage electronic air volume control for setting the operating parameters and LEDs for displaying the operating status, the TSC 3-E / TSC 5 control units ensure convenient control of your Air Curtain system.

- High process reliability
- Perfect integration
- Simple, intuitive operation
- Solid workmanship



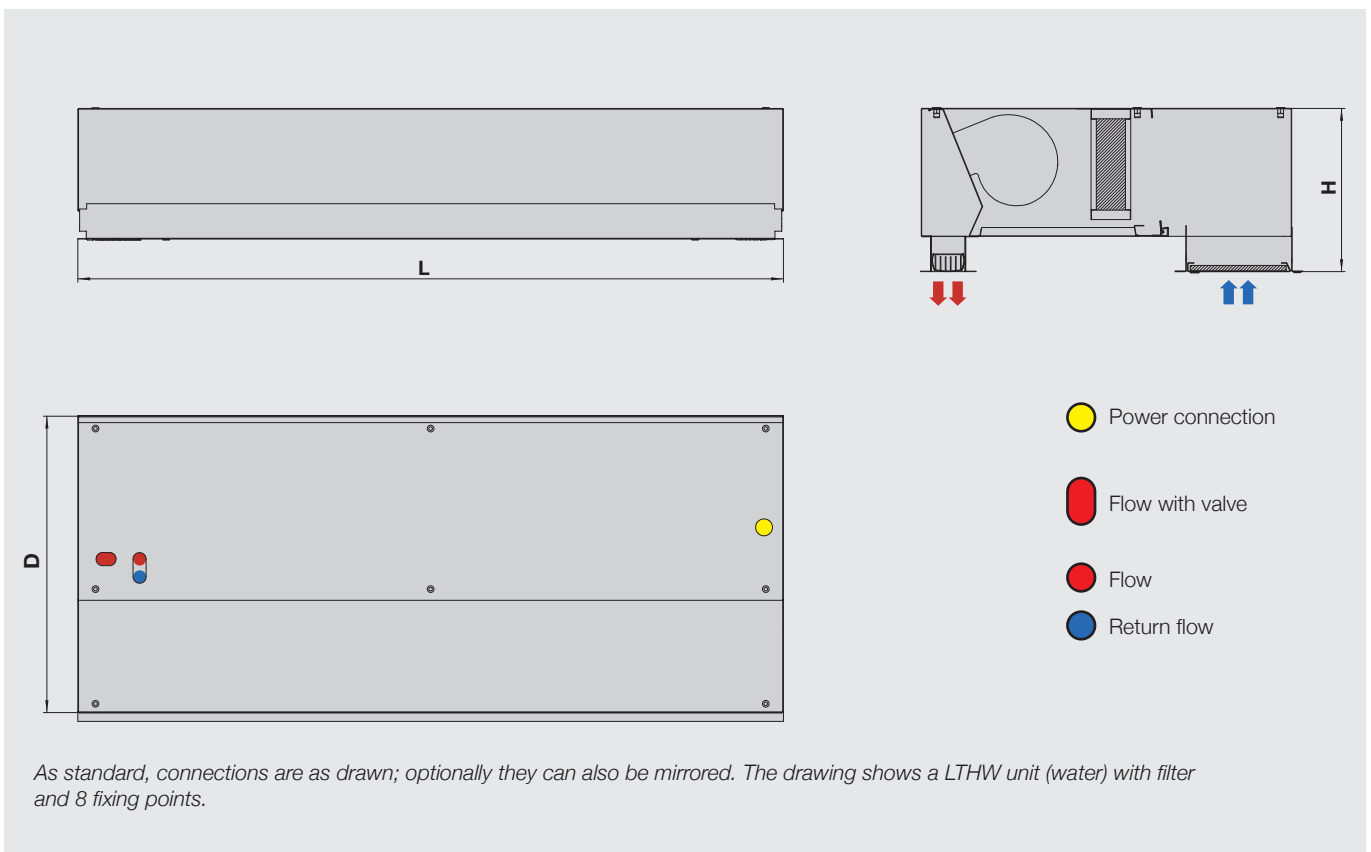


# TECHNICAL DATA

	Power level	A-Series 1					A-Series 2					A-Series 3				
	Length of the unit (cm)	100**	150	200	250	300	100**	150	200	250	300	100	150	200	250	300
<b>Performance data</b>																
Max. recommended installation height	[m]	2.30					2.60					3.00				
Max. air volume	[m³/h]	1700	1800	2550	3450	4100	1700	2600	3450	4300	5200	2550	3400	4950	5950	6950
Average air discharge speed*	[m/s]	8					10					10.5				
<b>Sound pressure level at a distance of 3 metres to the sound source (anechoic chamber)</b>																
Max. operating level	[dB(A)]	57.0	56.0	58.0	59.0	60.0	57.0	58.0	59.0	60.0	62.0	58.0	59.0	60.0	61.0	63.0
<b>Standard operating level</b>	<b>[dB(A)]</b>	<b>50.5</b>	<b>49.5</b>	<b>50.5</b>	<b>51.5</b>	<b>52.5</b>	<b>50.5</b>	<b>51.5</b>	<b>52.5</b>	<b>53.5</b>	<b>55.5</b>	<b>51.5</b>	<b>52.5</b>	<b>53.5</b>	<b>54.5</b>	<b>56.5</b>
Minimum operating level	[dB(A)]	40.5	39.5	40.5	41.5	42.5	40.5	41.5	42.5	43.5	45.5	41.5	42.5	43.5	44.5	46.5

\* Data are based on measurements in accordance with ISO 27327 conducted by the Institute of Air Handling and Refrigeration (ILK) in Dresden

\*\* The A-Series 1-100 and A-Series 2-100 units are identical and differ only in the heat output of the electric heating coil




	Power level	A-Series 1					A-Series 2					A-Series 3					
	Length of the unit (cm)	100**	150	200	250	300	100**	150	200	250	300	100	150	200	250	300	
<b>Measurements</b>																	
Length	L	[mm]	1000	1500	2000	2500	3000	1000	1500	2000	2500	3000	1000	1500	2000	2500	3000
Height	H	[mm]	370	370	370	370	370	370	370	370	370	370	370	370	370	370	370
Depth	D	[mm]	840	840	840	840	840	840	840	840	840	840	840	840	840	840	
Weight without heater battery		[kg]	50	73	92	114	135	54	77	96	118	139	54	81	100	122	143
Weight with heater battery		[kg]	56	80	103	127	151	60	84	107	131	155	60	88	111	135	159
Fixing Points		[pcs.]	6	6	6	8	8	6	6	6	8	8	6	6	6	8	8




# TECHNICAL DATA

	Power level	A-Series 1					A-Series 2					A-Series 3				
	Length of the unit (cm)	100**	150	200	250	300	100**	150	200	250	300	100	150	200	250	300
<b>Technical data of fans (230 V)</b>																
<b>AC technology</b>																
Output	[kW]	0.37	0.37	0.56	0.74	0.93	0.37	0.56	0.74	0.93	1.11	0.56	0.74	0.93	1.11	1.30
Power consumption	[A]	1.70	1.70	2.55	3.40	4.25	1.70	2.55	3.40	4.25	5.10	2.55	3.40	4.25	5.10	5.95
<b>EC technology</b>																
Output	[kW]	0.34	0.34	0.51	0.68	0.85	0.34	0.51	0.68	0.85	1.01	0.51	0.68	0.85	1.01	1.19
Power consumption	[A]	2.70	2.70	4.05	5.40	6.75	2.70	4.05	5.40	6.75	8.10	4.05	5.40	6.75	8.10	9.45

	Power level	A-Series 1					A-Series 2					A-Series 3				
	Length of the unit (cm)	100**	150	200	250	300	100**	150	200	250	300	100	150	200	250	300
<b>Technical data of LTHW heater battery</b>																
<b>Pipe connections</b>																
Flow / Return flow	[inch]	3/4	3/4	3/4	3/4	3/4	3/4	3/4	3/4	3/4	3/4	3/4	3/4	3/4	3/4	3/4
<b>LTHW 70/50 at an air intake temperature of 20°C and air discharge temperature of 32°C</b>																
Heat output	[kW]	7.2	7.7	11.0	15.0	17.7	7.2	11.4	13.8	17.8	22.3	11.2	14.8	21.1	23.0	28.6
Flow rate	[m³/h]	0.30	0.30	0.50	0.70	0.80	0.30	0.50	0.60	0.80	1.00	0.50	0.70	0.90	1.00	1.30
Water resistance	[kPa]	0.86	0.50	0.70	1.19	1.90	0.80	0.90	1.17	1.60	2.88	1.80	1.50	2.47	2.60	4.50
<b>LTHW 70/50 at an air intake temperature of 10°C and air discharge temperature of 32°C</b>																
Heat output	[kW]	13.0	14.0	19.0	25.7	31.6	13.0	20.0	26.4	32.0	39.4	17.5	26.4	37.5	45.9	50.6
Flow rate	[m³/h]	0.60	0.60	0.80	1.10	1.40	0.60	0.90	1.20	1.40	1.70	0.80	1.20	1.60	2.00	2.20
Water resistance	[kPa]	2.40	1.30	2.00	3.10	5.30	2.40	2.50	3.66	4.48	7.80	4.08	4.10	6.80	8.40	12.17
<b>LTHW 50/35 at an air intake temperature of 20°C and max. air discharge temperature (with low-temperature heat exchanger)</b>																
Heat output	[kW]	7.4	11.1	16.8	22.0	26.6	7.4	14.7	21.2	26.0	31.9	10.1	17.8	27.5	33.0	39.4
Air discharge temperature	[°C]	32.8	38.0	39.3	38.7	39.0	32.8	36.5	37.9	37.7	37.9	31.6	35.4	36.3	36.0	36.6
Flow rate	[m³/h]	0.40	0.60	1.00	1.30	1.50	0.40	0.90	1.20	1.50	1.80	0.60	1.00	1.60	1.90	2.30
Water resistance	[kPa]	0.40	1.47	4.17	2.71	2.97	0.40	2.42	6.26	3.64	4.09	0.81	3.41	9.93	5.50	5.96

Ask our experts for data on your individual media temperatures.

	Power level	A-Series 1					A-Series 2					A-Series 3				
	Length of the unit (cm)	100**	150	200	250	300	100**	150	200	250	300	100	150	200	250	300
<b>Technical data electrical heater battery</b>																
<b>Electrical heater battery (three-stage, 400V, 3 Ph, 50 Hz)</b>																
Level 1	[kW]	3.0	4.5	6.0	8.0	9.0	4.0	6.0	8.0	9.0	12.0	5.0	7.5	10.0	12.0	12.0
Level 2	[kW]	6.0	9.0	12.0	16.0	18.0	8.0	12.0	16.0	18.0	24.0	10.0	15.0	20.0	24.0	24.0
Level 3	[kW]	9.0	13.5	18.0	24.0	27.0	12.0	18.0	24.0	27.0	36.0	15.0	22.5	30.0	36.0	36.0
Max dt.	[K]	14.8	18.6	19.7	19.4	18.5	19.7	19.4	19.4	17.5	19.4	16.4	18.5	16.9	16.9	14.5




## Individual colours

Teddington Air Curtain systems are powder-coated to a high quality. Our units are manufactured in RAL 9016 Traffic White as standard. On request, you can choose from six timeless colours for a small surcharge. – Would you like a very special colour? Talk to us about your desired colour.




**RAL 7011**  
Iron Grey




**RAL 9005**  
Deep Black




**RAL 9006**  
White Aluminium



**RAL 9010**  
Pure White



**Black grey metallic**  
Metallic fine structure / matt



**DB 703**  
Dark Grey



Teddington Luftschleieranlagen GmbH  
Industriepark Nord 42 • D-53567 Buchholz (Mendt)  
Tel. +49 (2683) 9694-0 • [info@teddington.de](mailto:info@teddington.de)  
[www.teddington.de](http://www.teddington.de)